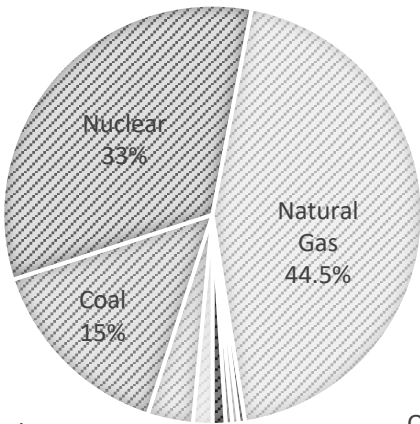
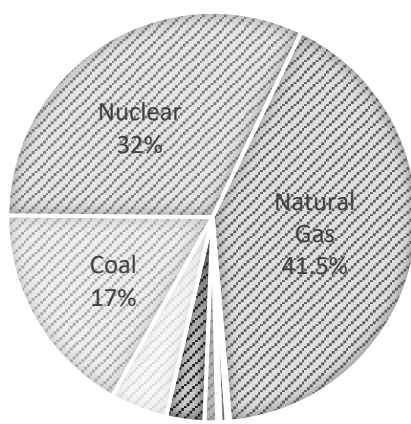
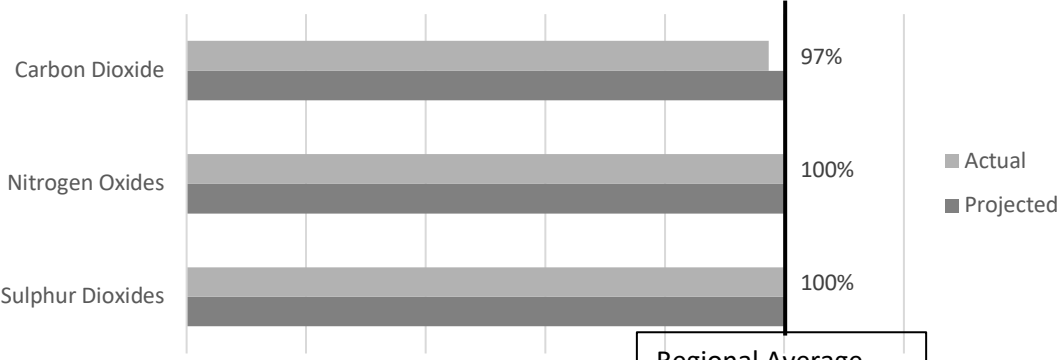


## Environmental Disclosure Information – Quarterly Comparisons

### Santanna Energy Services

#### Projected Data for the 2025 Calendar Year

#### Actual Data for the Period 01/01/25 to 6/30/25

<b>Generation Resource Mix -</b> A comparison between the sources of generation projected to be used to generate this product and the actual resources used during this period.	<div><div><p>PROJECTED</p><p>Natural Gas 44.5% Nuclear 33% Coal 15% Wind 3.5% Solar 1.5% Hydro 1% Biomass 0.5% Other 0.5% Oil 0.5%</p></div><div><p>ACTUAL</p><p>Natural Gas 41.5% Nuclear 32% Coal 17% Wind 4.5% Solar 3% Hydro 1% Other 0.5% Oil .25% Biomass 0.25%</p></div></div>	
<b>Environmental Characteristics–</b> A description of the characteristics associated with each possible generation resource.	Biomass Power	Air Emissions and Solid Waste
	Coal Power	Air Emissions and Solid Waste
	Hydro Power	Wildlife Impacts
	Natural Gas Power	Air Emissions and Solid Waste
	Nuclear Power	Radioactive Waste
	Oil Power	Air Emissions and Solid Waste
	Other Sources	Unknown Impacts
	Solar Power	No Significant Impacts
	Unknown Purchased Resources	Unknown Impacts
	Wind Power	Wildlife Impacts
<b>Air Emissions –</b> Product-specific projected and actual air emissions for this period compared to the regional average air emissions.	 <p>Carbon Dioxide 97%</p> <p>Nitrogen Oxides 100%</p> <p>Sulphur Dioxides 100%</p> <p>Regional Average</p>	
<b>Radioactive Waste –</b> Radioactive waste associated with the product.	<b>Type:</b>	<b>Quantity:</b>
	High-Level Radioactive Waste	Unknown Lbs./1,000 kWh
	Low-Level Radioactive Waste	Unknown Ft <sup>3</sup> /1,000 kWh
With in-depth analysis, the environmental characteristics of any form of electric generation will reveal benefits as well as costs. For further information, contact Santanna Energy Services at <a href="mailto:CustomerService@santanna.net">CustomerService@santanna.net</a> or 1-800-827-0067.		

